



**ACCESS YOUR
REPORTS ONLINE**
in three simple steps

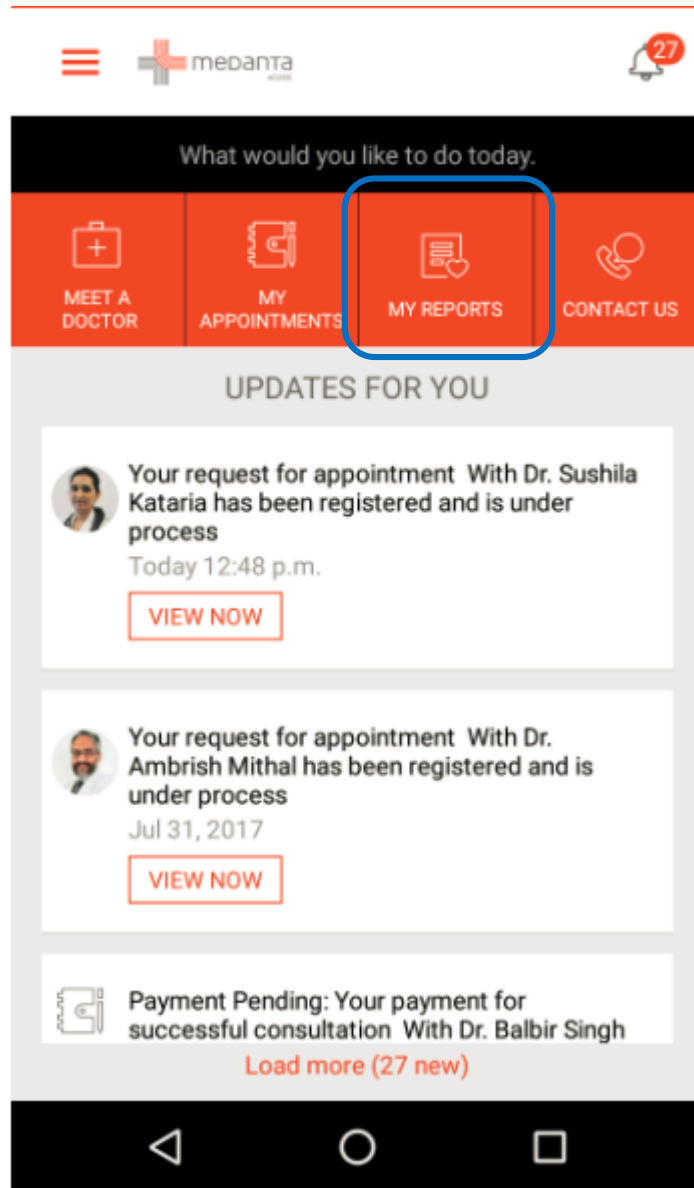
- 1** Download medanta **eCLINIC** app or visit www.medantaclinic.org
- 2** Login to **eCLINIC** if you have an existing ID or choose activate using patient ID if you're logging in for first time.
- 3** Go to my reports and easily access your reports.

YOU CAN NOW DOWNLOAD OR VIEW THE REPORTS

How to access my Medical Reports?

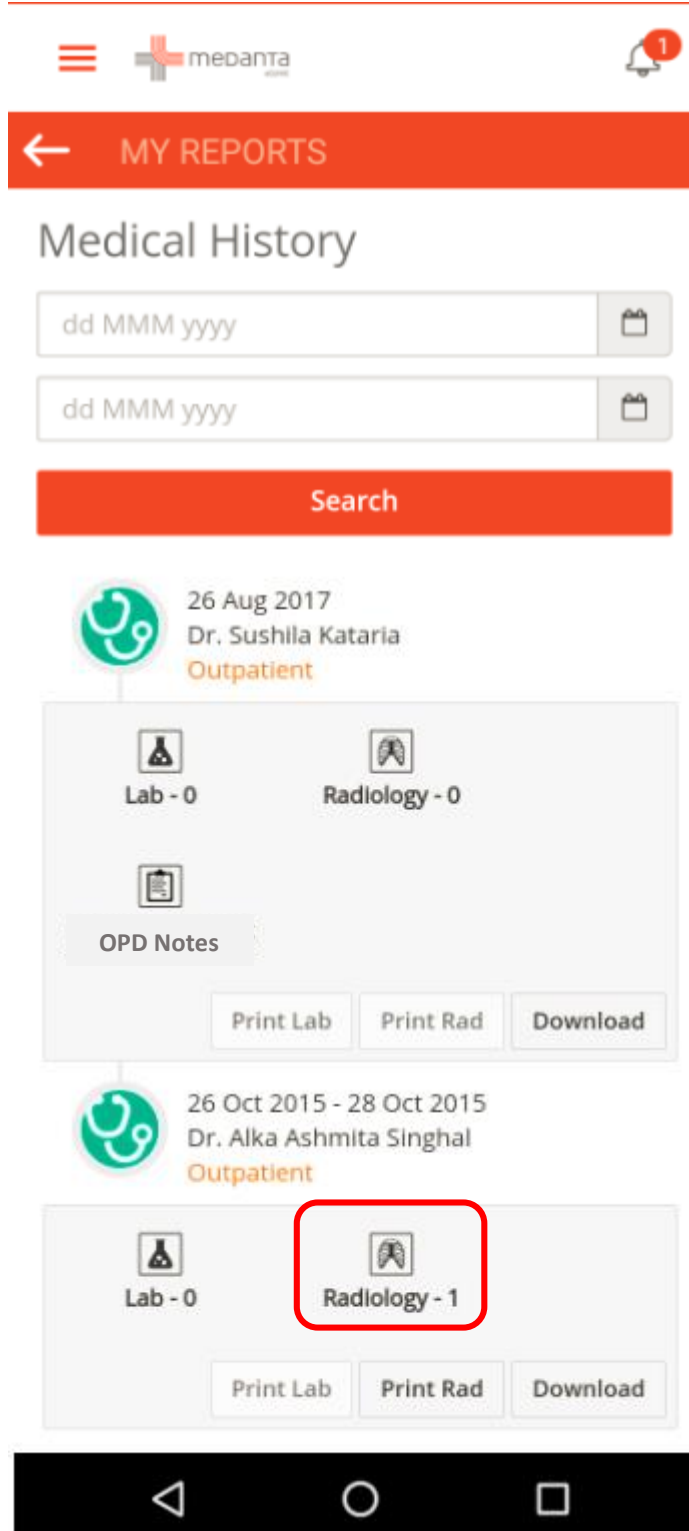
Step 1:

Login and click on
"MY REPORTS".



Step 2:

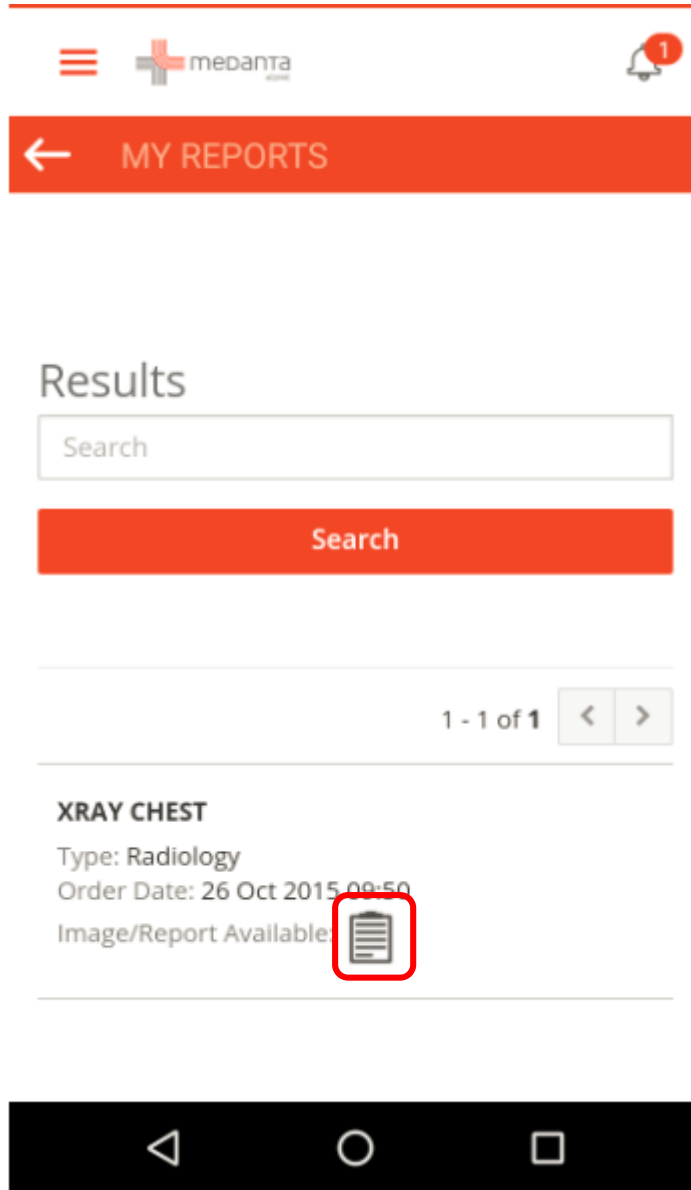
All the Reports of the Patient will be listed date wise/ Doctor Wise



Step 3:

Click on the report symbol

to view the report.



Step 4:

Report is now visible you can scroll to view the complete report.

The screenshot displays a mobile application interface for Medanta. At the top, there is a navigation bar with a hamburger menu icon, the Medanta logo, and a notification bell icon with a red circle containing the number '1'. Below the navigation bar is a red header with a white back arrow and the text 'MY REPORTS'. Underneath the header is a grey box containing the text 'Order Date/Time : 26 Oct 2015 09:50'. The main content area features the Medanta logo and the text 'THE MEDICITY | dedicated to life'. To the right of the logo, the patient's details are listed: 'Name: Mr. Harin', 'Gender: M', and 'Doctor: Dr Dever'. Below this, the text 'Emergency and Trauma Services' and 'Departm' (partially visible) are shown. A red section header 'XRAY CHEST' is followed by a grey box containing the text 'Radiology Report' and 'X-RAY CHEST (Date: 26.10.2015)'. Below this, the word 'Findings:' is followed by two lines of text: 'Lung parenchyma appears normal.' and 'Both hila appear normal.'. Blue arrows point to the 'Findings:' label, the first line of text, and the second line of text. At the bottom of the screen is a black navigation bar with three white icons: a triangle, a circle, and a square.