




		BIO MEDICAL WASTE GENERATION						
								
Location:- Medanta The Medicity, Sec. - 38, Gurgaon						June 2020		
Date	Incinerable Waste			Autoclavable Waste				
		Yellow Bag	Red Bag	Sharp Containers	Blue Bag	Covid-19 Patient	Total	
	Cytotoxic waste	Weight (Kg)	Weight (Kg)	Weight (Kg)	Weight (Kg)	Weight (Kg)	Weight (Kg)	
1	0	740.46	841.31	32.76	187.38	128.94	1930.85	
2	0	642.58	603.68	20.62	118	95.99	1480.87	
3	0	807.57	638.12	18.65	133.37	177.69	1775.4	
4	22.26	579.22	732.36	22.61	140.84	206.14	1703.43	
5	0	683.46	702.71	22.09	114.18	200.56	1723	
6	0	667.68	748.58	18.12	97.23	226.08	1757.69	
7	0	812.81	456.27	12.72	77.67	448.59	1808.06	
8	0	700.55	664.36	21.01	266.68	313.25	1965.85	
9	0	1256.59	655.96	16.63	107.87	744.35	2781.4	
10	0	922.33	703.31	16.06	74.42	506.07	2222.19	
11	0	830.08	730.52	18.69	54.15	447.43	2080.87	
12	0	1200.29	750.71	24.47	136.44	666.42	2778.33	
13	0	1381.42	721.38	29.91	175.39	870.39	3178.49	
14	0	775.53	405	14.46	44.2	444.15	1683.34	
15	0	1568.67	831.32	38.15	165.7	946.38	3550.22	
16	0	1419.54	595.27	0	210.81	829.29	3054.91	
17	0	1635.82	738.62	9.67	109.32	1041.54	3534.97	
18	0	1520.19	778.93	22.36	122.34	916.42	3360.24	
19	0	1797.19	685.79	39.36	107.15	1260.62	3890.11	
20	0	2140.01	598.56	52.28	90.91	1731.46	4613.22	
21	0	956.45	345	10.16	94.38	600.83	2006.82	
22	0	2385.67	674.74	17.28	162.34	1883.64	5123.67	
23	0	2141.04	645.85	17.46	121	1512.87	4438.22	
24	0	2135.1	904.93	18.27	73.89	1554.26	4686.45	
25	0	2103.81	786.88	29.46	165.31	1615.09	4700.55	
26	0	2493.51	1106.04	26.31	143.72	1867.05	5636.63	
27	0	2403.76	825.81	21.41	94.67	1668.62	5014.27	
28	0	2223.83	423.01	11.67	51.22	1844.51	4554.24	
29	0	2248.85	796.16	16.67	106.92	1630.85	4799.45	
30	0	2309.74	868.01	23.32	82.73	1667.11	4950.91	
TOTAL	22.26	43483.75	20959.19	642.63	3630.23	28046.59	68738.06	