




GURGAON

		BIO MEDICAL WASTE GENERATION						
Location:- Medanta The Medicity, Sec. - 38, Gurgaon						March 2020		
Date	Incinerable Waste			Autoclavable Waste				
		Yellow Bag	Red Bag	Sharp Containers	Blue Bag	Metallic Body implants	Total	
	Weight (Kg)	Weight (Kg)	Weight (Kg)	Weight (Kg)	Weight (Kg)	Weight (Kg)	Weight (Kg)	
1	0	314.61	828.88	26.16	202.68	0	1372.33	
2	8.07	557.29	1209.32	105.13	206.88	0	2086.69	
3	0	622.47	1129.67	26.49	280.16	0	2058.79	
4	7.54	700.94	1543.24	24.43	89.31	0	2365.46	
5	7.88	744.88	1115.29	53.09	223.08	0	2144.22	
6	55.03	634.74	1132.85	39.37	179.13	0	2041.12	
7	0	773	1213.88	47.73	188.14	0	2222.75	
8	0	524.05	1037.86	41.16	41.4	0	1644.47	
9	6.26	681.27	1384.83	73.71	283.51	0	2429.58	
10	0	440.05	1122.52	21.55	92.64	0	1676.76	
11	7.45	737.6	739.46	49.31	319.34	0	1853.16	
12	0	727.71	1372.96	33.84	139.71	0	2274.22	
13	15.14	709.59	1124.27	33.71	256.49	0	2139.2	
14	11.47	754.86	1113.16	62.33	222.82	0	2164.64	
15	0	434.84	862.19	7.25	76.7	0	1380.98	
16	7.27	712.76	899.52	79.16	246.78	0	1945.49	
17	5.55	671.29	1410.83	19.64	133.9	0	2241.21	
18	9.4	1003.45	1184.12	47.19	256.21	0	2500.37	
19	6.34	1020.16	1157.62	27.24	117.78	0	2329.14	
20	7.72	641.58	1288.21	41.33	152.24	0	2131.08	

GURGAON

21	7.37	562.18	1094.35	32.01	251.97	0	1947.88
22	0	477.88	765.54	46.36	96.35	0	1386.13
23	12.28	940.85	927.59	87.37	349.8	0	2317.89
24	0	606.97	938.25	37.64	209.52	0	1792.38
25	7.71	494.53	659.51	20.15	86.96	0	1268.86
26	0	366.4	664.72	18.01	116.18	0	1165.31
27	13.24	549.41	716.17	88.64	174.81	0	1542.27
28	14.41	605.97	760.2	49.1	161.64	0	1591.32
29	0	429.86	477.5	20.19	30.98	0	958.53
30	6.81	455.34	527.41	32.39	162.94	0	1184.89
31	7.81	266.11	505.21	12.58	99.88	0	891.59
TOTAL	224.75	19162.64	30907.13	1304.26	5449.93	0	57048.71