




GURGAON

		BIO MEDICAL WASTE GENERATION						
Location:- Medanta The Medicity, Sec. - 38, Gurgaon						February 2020		
Date	Incinerable Waste			Autoclavable Waste				
		Yellow Bag	Red Bag	Sharp Containers	Blue Bag	Metallic Body implants	Total	
	Cytotoxic waste	Yellow Bag	Red Bag	Sharp Containers	Blue Bag	Metallic Body implants	Total	
	Weight (Kg)	Weight (Kg)	Weight (Kg)	Weight (Kg)	Weight (Kg)	Weight (Kg)	Weight (Kg)	
1	10.39	737.51	1036.37	37.26	169.89	0	1991.42	
2	0	514.21	931.24	17.23	95.73	0	1558.41	
3	13.15	607.07	1008.47	108.43	274.23	0	2011.35	
4	10.3	621.69	1004.52	25.38	144.11	0	1806	
5	8.22	646.18	1038.38	44.51	151.11	0	1888.4	
6	10.58	667.73	1022	45.04	152.67	0	1898.02	
7	8.72	630.63	1267.46	32.46	162.21	0	2101.48	
8	9.76	816.3	1359.1	23.32	181.69	0	2390.17	
9	0	406.67	553.11	16	122.25	0	1098.03	
10	9.4	620.51	961.38	100.69	303	0	1994.98	
11	0	610.66	1008.51	8.79	148.35	0	1776.31	
12	15.83	828.15	1085.15	16.79	180.88	0	2126.8	
13	8.81	667.8	1143.17	42.65	174.2	0	2036.63	
14	10.51	645.94	1082.42	58.22	193.42	0	1990.51	
15	10.35	612.47	1069.75	45.21	252.43	0	1990.21	
16	0	460.34	706.84	13.53	61.79	0	1242.5	
17	12.25	617.71	992.13	83.95	308.52	0	2014.56	
18	8.52	529.23	1035.22	27.04	162.8	0	1762.81	
19	6.26	586.93	1073.16	21.78	278.48	0	1966.61	
20	9.66	696.19	1179.1	32.35	165.6	0	2082.9	

GURGAON

21	9.6	630.11	926.28	31.44	225.22	0	1822.65
22	6.3	632.13	1090.93	30.29	145.48	0	1905.13
23	0	374	847.37	5.58	56.66	0	1283.61
24	12.54	661.14	1128.34	80.24	372.85	0	2255.11
25	6.99	737.96	1017.01	26.64	116.01	0	1904.61
26	9.88	570.86	1024.75	32.66	147.29	0	1785.44
27	5.68	645	1086.7	19.92	213.27	0	1970.57
28	10.35	575.76	1215.93	31.94	163.02	0	1997
29	0	686.89	1256.76	28.84	252.24	0	2224.73
30							0
31							0
TOTAL	224.05	18037.77	30151.55	1088.18	5375.4	0	54876.95