




GURGAON

 BIO MEDICAL WASTE GENERATION 							
Location:- Medanta The Medicity, Sec. - 38, Gurgaon					January 2020		
Date	Incinerable Waste		Autoclavable Waste				Total
	 Cytotoxic waste	Yellow Bag	Red Bag	Sharp Containers	Blue Bag	Metallic Body implants	
	Weight (Kg)	Weight (Kg)	Weight (Kg)	Weight (Kg)	Weight (Kg)	Weight (Kg)	
1	8.54	603.5	910.17	19.34	168.14	0	1709.69
2	4.89	429.27	933.96	43.18	215.39	0	1626.69
3	0	682.39	926.5	48.59	104.36	0	1761.84
4	10.92	521.9	927.3	50.42	146.29	0	1656.83
5	0	515.99	707.33	23.61	76.01	0	1322.94
6	8.06	694.08	970.94	120.78	262.11	0	2055.97
7	14.83	729.07	1110.39	15.12	88.49	0	1957.9
8	6.48	594.61	887.33	31.2	237.36	0	1756.98
9	7.94	664.92	1135.43	44.86	192.67	0	2045.82
10	21.68	883.03	1563.8	70.11	208.34	0	2746.96
11	10.27	666.36	1274.27	98.96	348.55	0	2398.41
12	8.57	593.73	960.76	45.83	106.26	0	1715.15
13	0	535.4	809.24	41.1	178.18	0	1563.92
14	0	664.19	1109.85	23.62	156.27	0	1953.93
15	7.03	725.06	1119.67	19.07	171.55	0	2042.38
16	8.58	634.67	1003.1	28.63	94.43	0	1769.41
17	10.66	623.35	1255.58	26.36	187.33	0	2103.28
18	10.51	611.61	1078.58	17.41	225.08	0	1943.19
19	0	429.54	734.03	8.96	53.08	0	1225.61
20	23.65	727.8	851.95	69.57	220.28	0	1893.25

GURGAON

21	0	712.02	1105.14	61.3	146.92	0	2025.38
22	20.64	658.69	980.93	18.66	108.62	0	1787.54
23	7.46	678.86	1211.61	36.04	148.32	0	2082.29
24	11.08	629.2	907.88	45.6	102.64	0	1696.4
25	11.47	616.31	1056.5	21.52	184.68	0	1890.48
26	0	450.23	629.94	7.17	45.32	0	1132.66
27	0	572.46	883.89	83.98	312.63	0	1852.96
28	11.39	727.52	1075.67	29.01	139.98	0	1983.57
29	9.33	733.99	1135.61	59.74	90.63	0	2029.3
30	7.08	758.9	1121.5	21.17	123.13	0	2031.78
31	11.28	675.41	969.11	53.66	142.14	0	1851.6
TOTAL	252.34	19744.06	31347.96	1284.57	4985.18	0	57614.11