




GURGAON

		BIO MEDICAL WASTE GENERATION							
Location:- Medanta The Medicity, Sec. - 38, Gurgaon						November 2019			
Date	Incinerable Waste			Autoclavable Waste					
		Yellow Bag	Red Bag	Sharp Containers	Blue Bag	Metallic Body implants	Total		
	Cytotoxic waste	Yellow Bag	Red Bag	Sharp Containers	Blue Bag	Metallic Body implants	Total		
	Weight (Kg)	Weight (Kg)	Weight (Kg)	Weight (Kg)	Weight (Kg)	Weight (Kg)	Weight (Kg)		
1	10.01	689.2	960.15	33.27	175.21	0	1867.84		
2	7.97	654.06	890.93	42.11	156.66	0	1751.73		
3	0	409.42	795.74	17.72	36.1	0	1258.98		
4	10.05	721.7	1211.23	106.75	329.13	0	2378.86		
5	7.4	764.8	1029.95	32.97	204.24	0	2039.36		
6	8.12	670.96	1115.86	22.52	100.98	0	1918.44		
7	7.08	707.12	1107.85	30.48	139.83	0	1992.36		
8	5.06	731.63	1319.68	41.63	219.49	0	2317.49		
9	5.86	639.08	1057.79	31.47	184.24	0	1918.44		
10	0	482.46	796.67	4.5	70.11	0	1353.74		
11	0	807.23	1048.22	111.26	291.91	0	2258.62		
12	14.45	672.47	1088.42	32.9	114.14	0	1922.38		
13	7.2	572.33	1066.53	32.06	193.76	0	1871.88		
14	7.66	720.35	1124.47	25.36	162.86	0	2040.7		
15	19.49	642.99	1079.67	52.36	243.96	0	2038.47		
16	6.33	552.55	858.02	13.11	183.15	0	1613.16		
17	0	628.7	702.72	20.16	70.57	0	1422.15		
18	11.77	615.62	996.7	36.83	120.89	0	1781.81		
19	9.12	686.84	959.71	32.96	162.84	0	1851.47		
20	8.69	649.12	1085.71	30.88	215.94	0	1990.34		

GURGAON

21	9.67	671.44	1304.89	37.36	158.85	0	2182.21
22	10.2	687.58	1180.88	21.2	149.87	0	2049.73
23	18.68	712.15	1160.36	28.13	212.52	0	2131.84
24	0	323.33	734	13.87	122.36	0	1193.56
25	10.72	617.07	847.71	74.99	186.15	0	1736.64
26	8.05	490.19	1092.02	38.51	173.89	0	1802.66
27	8.96	765.85	1014.72	24.86	80.31	0	1894.7
28	8.75	607.9	1143.55	28.2	205.6	0	1994
29	26.51	624.74	1027.96	20.89	158.35	0	1858.45
30	8.27	777.42	1224.88	40.4	215.22	0	2266.19
31	0	0	0	0	0	0	0
TOTAL	256.07	19296.3	31026.99	1079.71	5039.13	0	56698.2