




## GURGAON

 <b>BIO MEDICAL WASTE GENERATION</b> 							
Location:- Medanta The Medicity, Sec. - 38, Gurgaon					September 2019		
Date	Incinerable Waste		Autoclavable Waste				
	 Cytotoxic waste	Yellow Bag	Red Bag	Sharp Containers	Blue Bag	Metallic Body implants	Total
	Weight (Kg)	Weight (Kg)	Weight (Kg)	Weight (Kg)	Weight (Kg)	Weight (Kg)	Weight (Kg)
1	5.1	518.67	638.39	17.5	110.9	0	1290.56
2	9.77	726.96	990.34	49.63	195.66	0	1972.36
3	8.12	733.21	952.85	18.62	185.19	0	1897.99
4	7.28	979.28	920.55	18.46	98.3	0	2023.87
5	8.25	595.15	559.77	34.36	180.82	0	1378.35
6	0	523.31	622.98	40.56	203.25	0	1390.1
7	11	777.24	1193.74	36.31	218.31	0	2236.6
8	10.7	678.81	861.88	39.87	207.37	0	1798.63
9	0	575.91	1034.55	104.48	202.51	0	1917.45
10	0	332.09	615.51	8.4	44.43	0	1000.43
11	16.09	728.79	1130.9	30.11	156.83	0	2062.72
12	11.7	618.53	916.68	24.71	99.04	0	1670.66
13	0	628.76	1061.75	17.4	87.5	0	1795.41
14	7.63	545.8	692.28	49.64	195.11	0	1490.46
15	0	327.27	686.48	15.11	88.42	0	1117.28
16	6.39	664.83	735.56	114.58	226.79	0	1748.15
17	10.15	612.37	1317.11	28.16	67.03	0	2034.82
18	0	634.87	820.4	44.85	120.93	0	1621.05
19	10.09	575.63	982.99	33.91	289.68	0	1892.3
20	14.51	673.24	966.4	17.22	124.94	0	1796.31

GURGAON

21	12.76	629.98	823.58	42.83	127.99	0	1637.14
22	0	261.7	569.79	7.05	40.36	0	878.9
23	8.75	597.67	756.65	110.1	274.95	0	1748.12
24	11.86	533.53	909.61	23.43	103.41	0	1581.84
25	5.53	627.84	1036.37	24.93	124.4	0	1819.07
26	8.37	643.31	1103.78	17.09	146.07	0	1918.62
27	5.72	609.79	1079.34	54.38	146.98	0	1896.21
28	10.99	629.87	955.6	21.39	226.16	0	1844.01
29	0	352.05	706.95	34.1	62.21	0	1155.31
30	8.09	705.12	851.38	106.38	215.1	0	1886.07
31	0	0	0	0	0	0	0
<b>TOTAL</b>	<b>208.85</b>	<b>18041.58</b>	<b>26494.16</b>	<b>1185.56</b>	<b>4570.64</b>	<b>0</b>	<b>50500.79</b>