




## GURGAON

 <b>BIO MEDICAL WASTE GENERATION</b> 							
Location:- Medanta The Medicity, Sec. - 38, Gurgaon					Month of JUNE ,2019		
Date	Incinerable Waste		Autoclavable Waste				
	 Cytotoxic waste	Yellow Bag	Red Bag	Sharp Containers	Blue Bag	Metallic Body implants	Total
	Weight (Kg)	Weight (Kg)	Weight (Kg)	Weight (Kg)	Weight (Kg)	Weight (Kg)	Weight (Kg)
1	13.4	524.51	913.3	35.27	170.55	0	1657.03
2	0	280	505	10	60	0	855
3	11.4	710.42	1040.4	54.17	310.86	0	2127.25
4	6.5	527.95	1280.45	26	291.5	0	2132.4
5	7.35	528.48	1329.58	26.63	262.97	0	2155.01
6	5.72	579.81	1176.6	23.6	146.49	0	1932.22
7	5.64	657.08	1170.83	27.27	207.62	0	2068.44
8	7.59	538.26	1214.99	42.21	341.29	0	2144.34
9	0	470.36	559.66	9.34	107.64	0	1147
10	6.37	568.65	1035.66	60.54	391.13	0	2062.35
11	0	687.33	1111.84	20.29	161.38	0	1980.84
12	17.84	634.36	1173.5	18.05	315.9	0	2159.65
13	0	602.72	1080.12	75.92	247.49	0	2006.25
14	11.42	617	1181.94	28.73	171.25	0	2010.34
15	15.01	564.32	1204.28	33.94	218.79	0	2036.34
16	0	242.03	517.67	8.24	38.32	0	806.26
17	0	641.96	953.44	67.91	328.37	0	1991.68
18	0	499.75	816.49	16.43	213.66	0	1546.33
19	13.66	595.69	1085.28	24.93	257.75	0	1977.31
20	5.2	511.47	1160.74	18.3	119.57	0	1815.28

GURGAON

21	7.14	520.91	970.68	18.66	223.17	0	1740.56
22	14.27	514.62	1109.34	57.16	224.71	0	1920.1
23	0	323.99	602.4	12.2	75.23	0	1013.82
24	5.44	664.33	889.69	74.24	268.44	0	1902.14
25	9.2	392.53	941.18	26.22	103.09	0	1472.22
26	6.2	632.9	1112.29	28.32	242.82	0	2022.53
27	6.81	700.42	1071.89	24.48	208.68	0	2012.28
28	9.5	571.83	1093.62	30.5	126.11	0	1831.56
29	0	570.34	1155.4	42.05	227.28	0	1995.07
30	0	341.97	662.3	17.2	23.11	0	1044.58
<b>TOTAL</b>	<b>185.66</b>	<b>16215.99</b>	<b>30120.56</b>	<b>958.8</b>	<b>6085.17</b>	<b>0</b>	<b>53566.18</b>